

Introducing the Accora chair range – which chair is right for you?

Jayne Brewer – Occupational Therapist

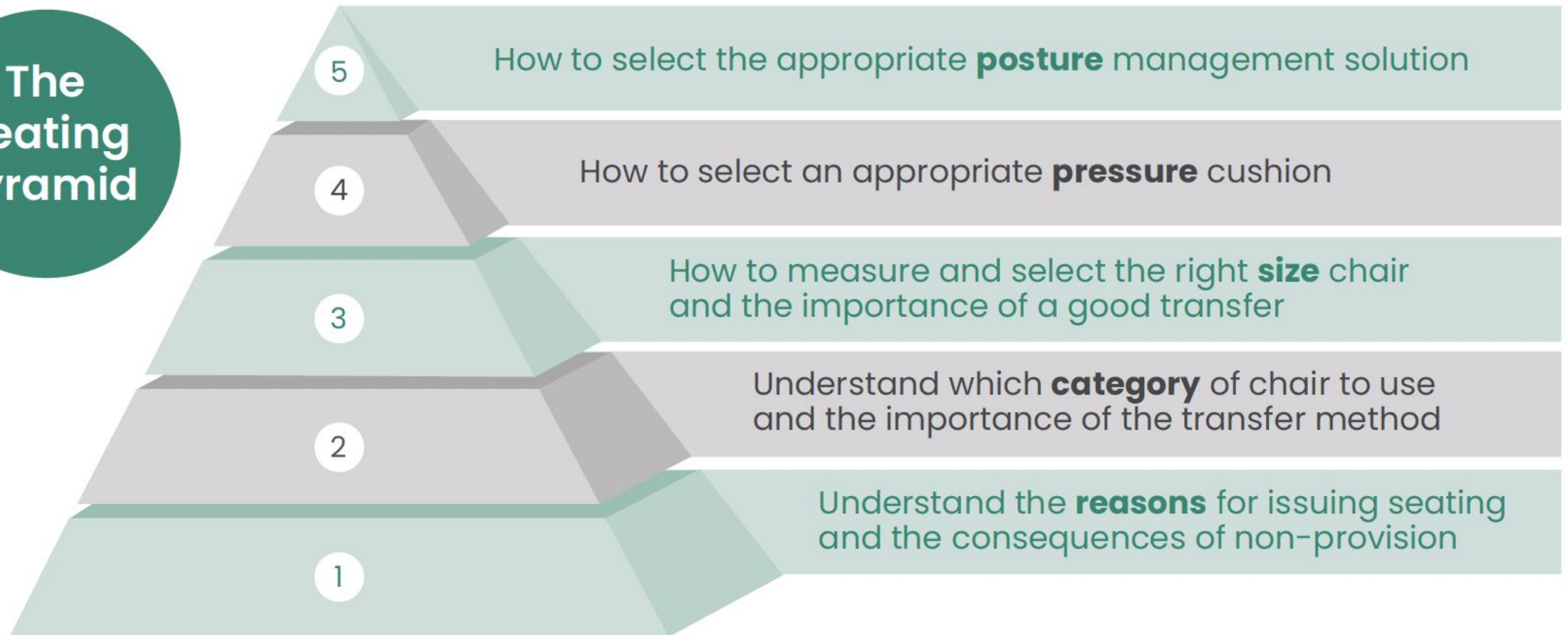
Richard Smith – Sales Director

Learning Outcomes

- To improve knowledge of the functions and features of the Accora chair range – to include Configura Lite 2, Porter, Comfort, Advance and Bariatric chairs.
- To outline important factors which affect chair selection, such as transfer method, size, pressure and posture.
- To discuss the clinical benefits of the Chair range in relation to specific client groups.
- Live demonstration of the Accora Chair range.

Seating made simple

The Seating Pyramid



Step 1 Reasons for issuing – Know your service user

- Medical condition, prognosis
- Physical assessment
- What are the seating goals?
 - improve posture
 - improve function
 - improve independence
 - facilitate pressure care management-aid repositioning
 - facilitate transfers
 - reduce manual handling
 - reduce carer intervention
 - prevent deterioration
- Cognition
- Compliance
- Consider the Environment

Step 2 - selecting a chair category

How does the service user transfer?

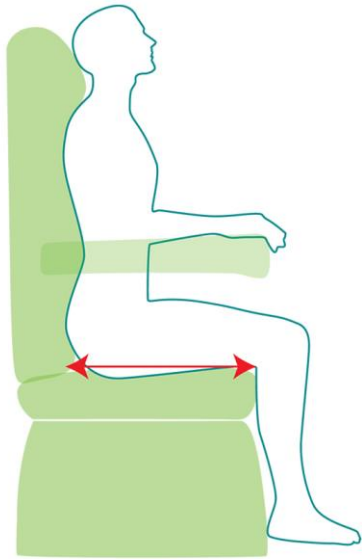
- independent
- transfer aid
- hoisted

Does the service user need to be transported in the chair?

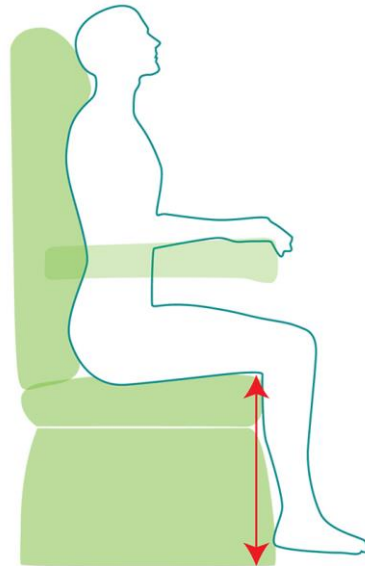
Do they have limited extension at the knees?

- need independent leg rest elevation

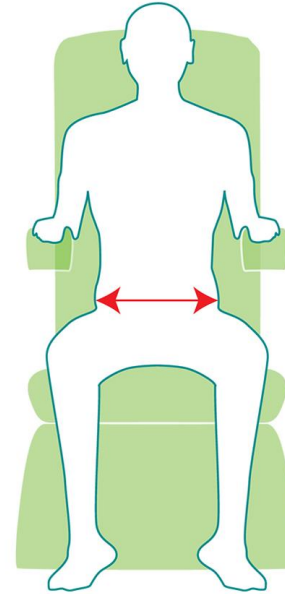
How to Measure (general guidelines)



Seat depth

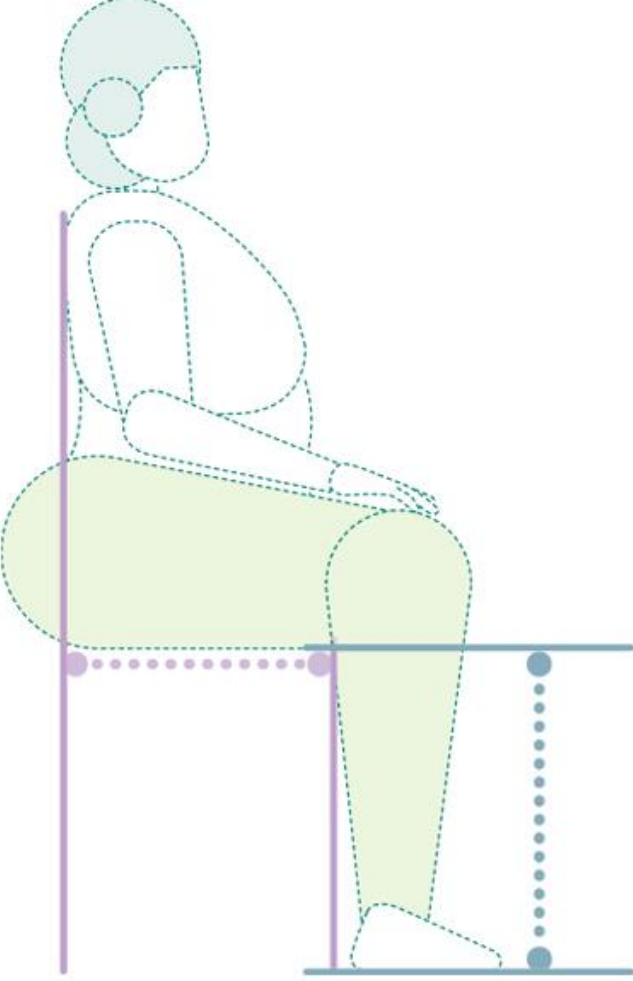
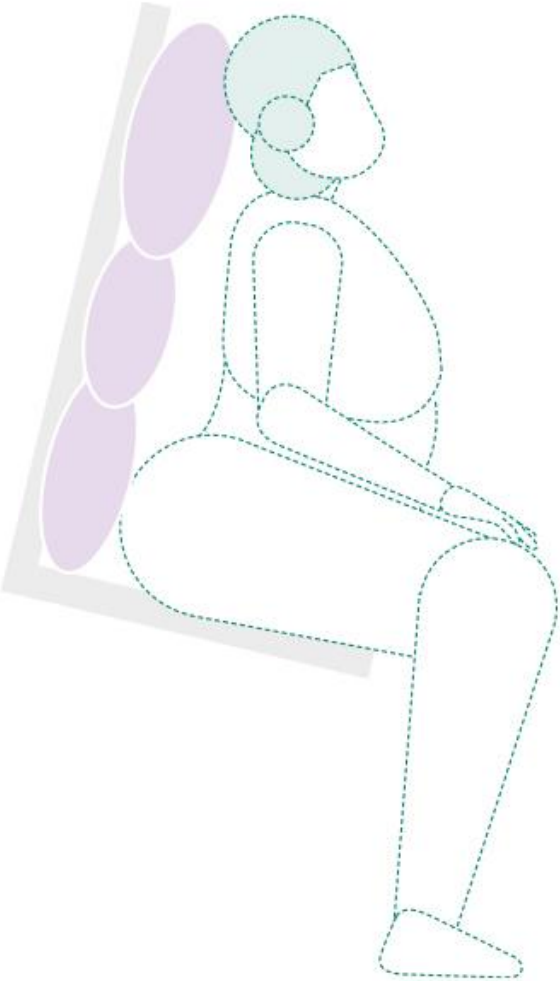


Seat height



Seat width

Bariatric seating measuring



Clinical team



Jenny Rolfe

Occupational Therapist
01223 206 100
jenny.rolfe@accora.care



Debra Dunitz

Occupational Therapist
01223 206 100
debra.dunitz@accora.care



Jayne Brewer

Occupational Therapist
01223 206 100
jayne.brewer@accora.care



Sarah Thompson

Tissue Viability Nurse
Specialist
01223 206 100
sarah.thompson@accora.care



Heidi Sandoz

Tissue Viability Consultant

Accora

Thank you for your attention

Contact info@accora.care for a joint visit.