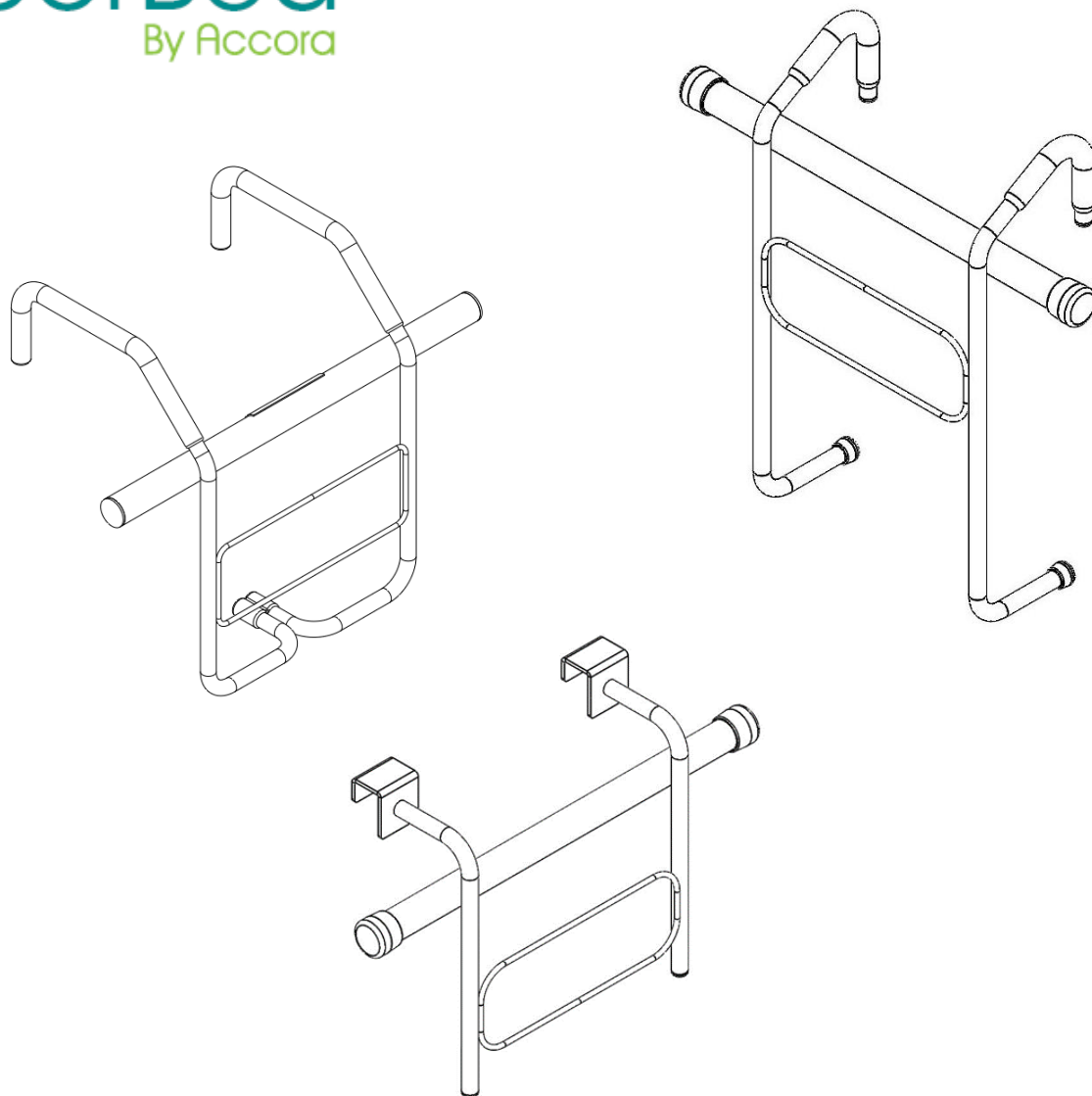




FloorBed  
By Accora



# FloorBed Mattress Pump Mount Instruction Manual

IFU-FL1-004EN Rev 03

JUN 2018

## Contents

Title	Page
Welcome	2
General warnings	3
1. Safety Instructions	3
2. Intended use	3
3. Technical specification	3
4. Positioning	4
5. Fitting	4
6. Functionality check	6
7. Cleaning and Disinfection	6
8. Storage	6
9. Guarantee	6
10. Disposal	6
11. Contact details	7

## Welcome

Dear Customer,

Thank you for purchasing an Accora healthcare product. We feel sure that this product will exceed your expectations.

This manual is important for realising the full potential of your new FloorBed Mattress Pump Mount; please read it before use. If you need further information, please contact us at:

Tel: 01223 206100

Fax: 01223 206120

E-mail: [info@accora.uk.com](mailto:info@accora.uk.com)

This instruction manual applies to the FloorBed Mattress Pump Mount.

The FloorBed Mattress Pump Mount is designed to facilitate the safe use and positioning of an air mattress pump.

Before using this accessory, you must become acquainted in detail with this manual. All actions and handling of the FloorBed Mattress Pump Mount must be performed in accordance with the instructions in this manual.

Any actions that are inconsistent with the manual are performed at your own risk and Accora shall not be liable for any injury or damage. Please ensure that the manual is available to operators throughout the use of the FloorBed Mattress Pump Mount.

FloorBed Mattress Pump Mount should be regularly checked by the carer/user to ensure the setup is correct and it is working as intended.

## Design Policy and Copyright

® And ™ are trademarks belonging to Accora Ltd unless otherwise stated. As our policy is one of continuous improvement, we reserve the right to modify designs without prior notice. © Accora Ltd 2017.

## GENERAL WARNINGS

1. Keep this Instruction Manual available for future reference.
2. These instructions must be observed to ensure the safe and effective use of this FloorBed Mattress Pump Mount and the safety of users and carers and those around.
3. The FloorBed Mattress Pump Mount must be fitted, positioned and used in accordance with these instructions.
4. The safety features for using the FloorBed Mattress Pump Mount and instructions for use must be strictly observed.
5. The FloorBed Mattress Pump Mount must not be exposed to smoke, naked flame, extreme temperature, flammable gases or other hazardous substances or situations.
6. Accora shall not be held liable for any damage, injuries or accidents arising from unauthorised modifications, non-genuine spare parts, negligence or use that is at variance with this manual.
7. When routing cables and pipes for an air mattress pump, ensure cables cannot be squeezed, crushed or damaged by any moving parts of the bed or by the FloorBed Mattress Pump Mount.
8. Never attach anything other than a mattress pump to the FloorBed Mattress Pump Holder.
9. Do not move the bed by pulling or pushing on the FloorBed Mattress Pump Mount.
10. Do not modify this FloorBed Mattress Pump Mount without the authorisation of Accora.
11. Patients, or users, should be risk assessed to ensure they can understand this manual and use the FloorBed Mattress Pump Mount safely without risk to themselves or others.
12. Accora shall not be held liable for any damage, injuries or accidents arising from negligence or use that is at variance with this manual.
13. The safety features for using the FloorBed Mattress Pump Mount, and instructions concerning this item must be observed.

## 1. Safety Instructions

1. Before using the FloorBed Mattress Pump Mount, you must read the manual and use this device in accordance with it.
2. The FloorBed Mattress Pump Mount may not be used if faults have been detected on it that may injure the patient, staff or a third person, or damage the FloorBed Mattress Pump Mount or the surroundings.
3. Before using the FloorBed Mattress Pump Mount, the operator should understand its functionality.
4. When replacing missing parts, only original materials and components must be used.

## 2. Intended use

This FloorBed Mattress Pump Mount is intended for use in the following application environments only:

1. Application Environment 3 - Long-term care in a medical area where medical supervision is required and monitoring is provided if necessary and ME equipment used in medical procedures may be provided to help maintain or improve the condition of the patient. Note, this includes use in nursing homes and in rehabilitation and geriatric facilities.
2. Application Environment 4 - Care provided in a domestic area where ME equipment is used to alleviate or compensate for an injury, disability or disease

It is essential to consult Accora in advance if you wish to use the FloorBed Mattress Pump Mount for any purpose outside the use detailed in this manual.

## 3. Technical specification

Environmental information:

Condition	Temperature Range	Relative Humidity	Atmospheric pressure
Operating	+10°C to +40°C +50°F to +104°F	30% to 75% (Non-condensing)	700 hPa to 1060 hPa
Transport/ storage	-20°C to +50°C -4°F to +122°F		

If the FloorBed Mattress Pump Mount is stored in conditions outside the normal operating range, it should be allowed time to stabilise, in normal operating conditions, before use.

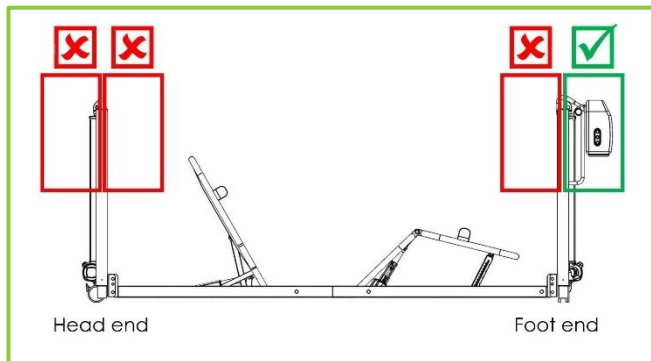
Description	Value		
	PUMPHOL-0-FL1-000	PUMPHOL-0-FL2-000	PUMPHOL-0-FL2-100
Overall dimensions	400 x 400 x 130mm 16 x 16 x 5.1in	400 x 250 x 115mm 16 x 10 x 4.5in	400 x 300 x 250Rmm 16 x 13 x 12in
Fits bed	FloorBed 1 FloorBed 1 Plus FloorBed 1 Bariatric	FloorBed 2	FloorBed 2 with enclosed headboard
Weight	1kg/2.2lbs	1kg/2.2lbs	1kg/2.2lbs
Maximum pump weight	10kg 22lbs	10kg 22lbs	10kg 22lbs

#### 4. Positioning

##### WARNING

The FloorBed Mattress Pump Mount must be positioned with due consideration to the best practice described below. Failure to do so may result in entrapment and serious injury.

The FloorBed Mattress Pump Mount must not be positioned on the headboard or on the inside of the footboard. It should only be mounted on the outside of the footboard.



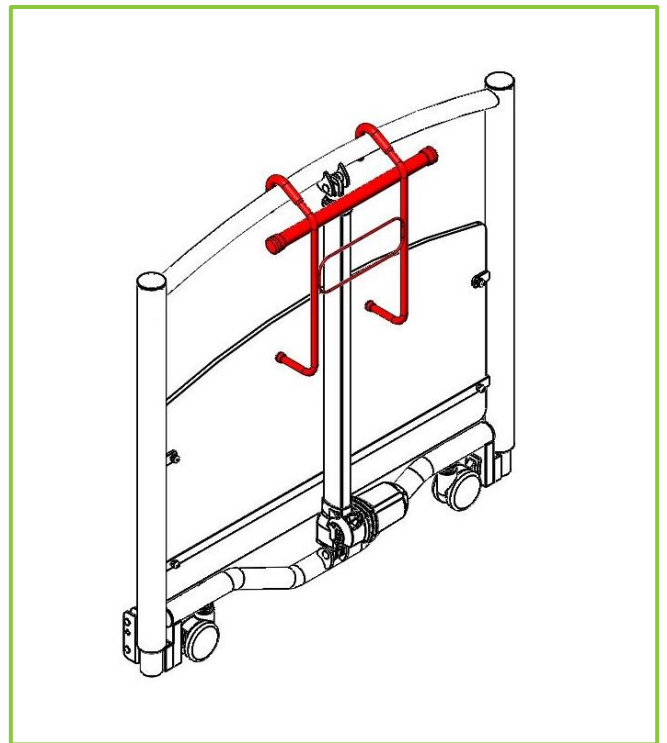
##### WARNING cont.

When routing cables and pipes for an air mattress pump, ensure cables cannot be squeezed, crushed or damaged by any moving parts of the bed or by the FloorBed Mattress Pump Mount

##### 1. Correct fitting to:

- FloorBed 1
- FloorBed 1-Plus

(For correct fitting on FloorBed 2, see point 2, below. For correct fitting on FloorBed 2 with enclosed headboard, see point 3, below.)



#### 5. Fitting

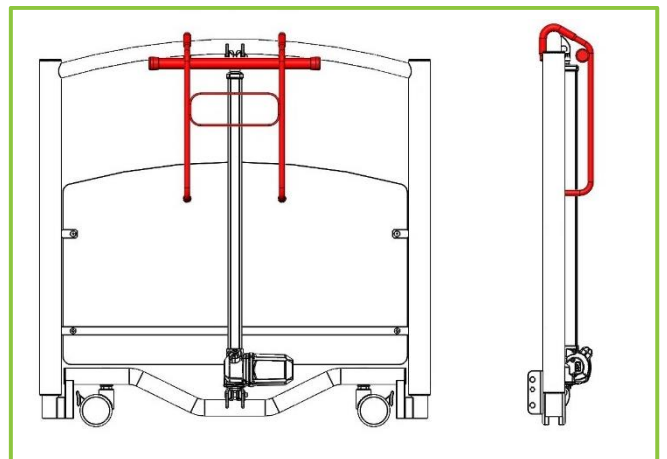
##### WARNING

Fitting **MUST** be carried out by a competent person.

All functions **MUST** be tested and approved by a competent person after fitting.

Fitting **MUST** take place in a clear, uncluttered area and children and pets should be kept away.

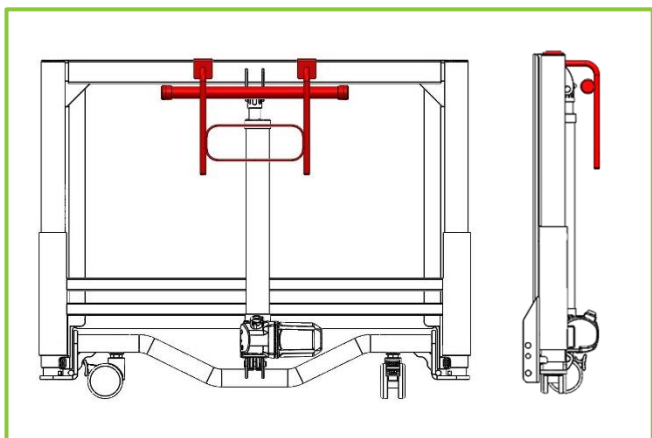
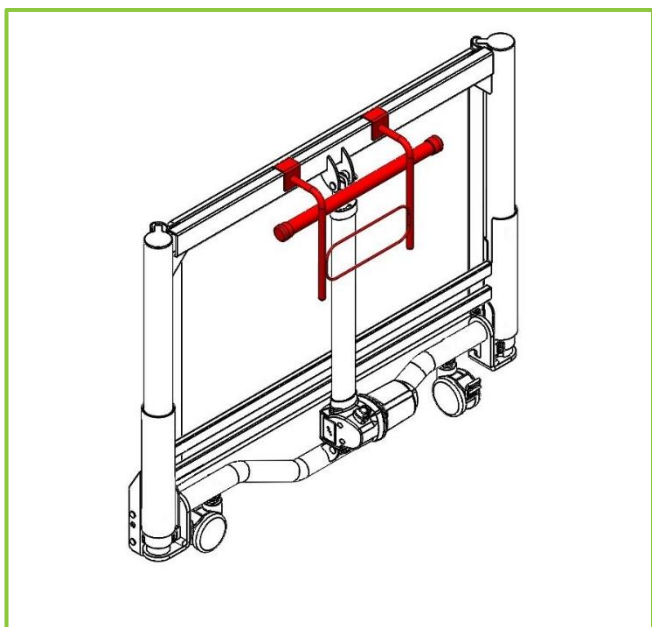
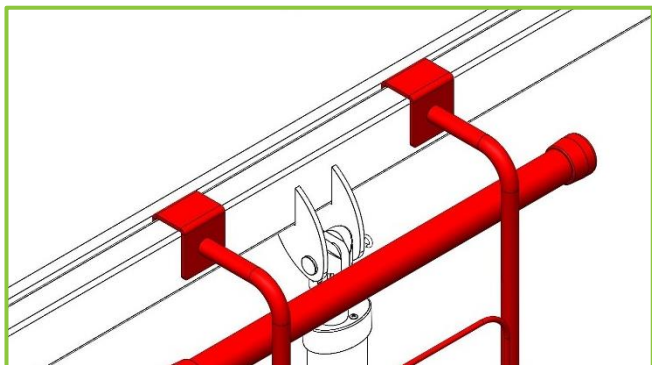
The FloorBed Mattress Pump Mount must not be fitted with a patient in the bed.



2. Correct fitting to FloorBed 2

(For correct fitting on FloorBed 1 and FloorBed 1-Plus, see point 1, above.)

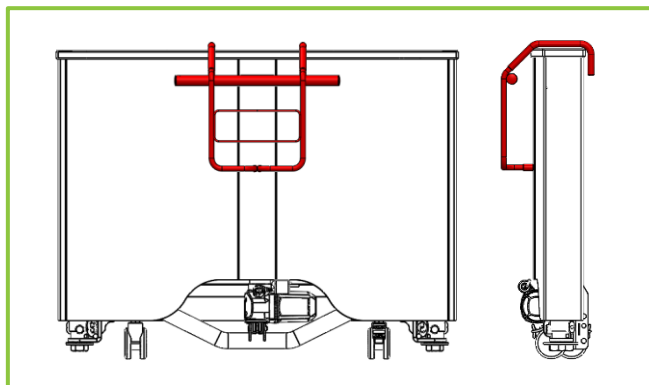
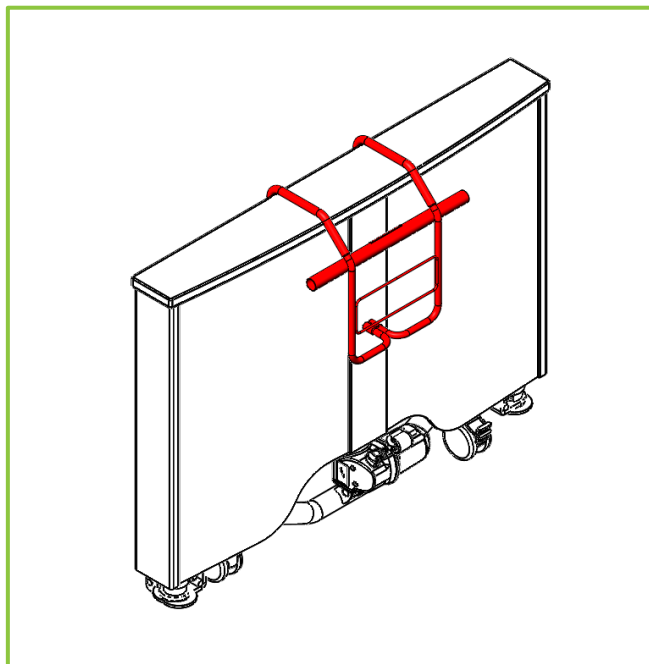
For correct fitting on FloorBed 2 with enclosed headboard, see point 3, below.)



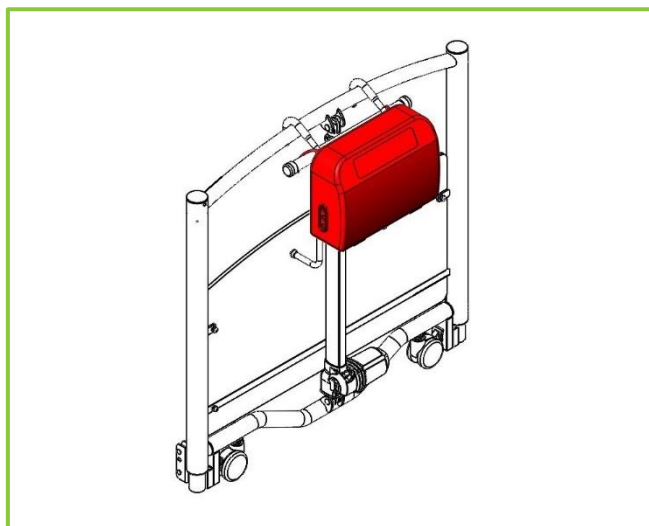
3. Correct fitting to FloorBed 2 with enclosed headboard.

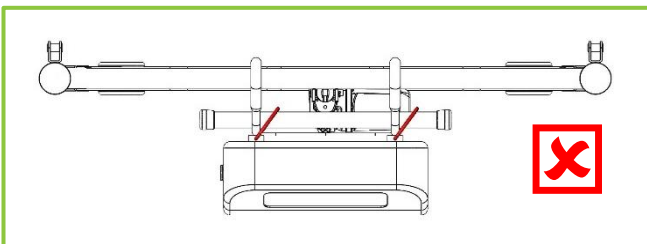
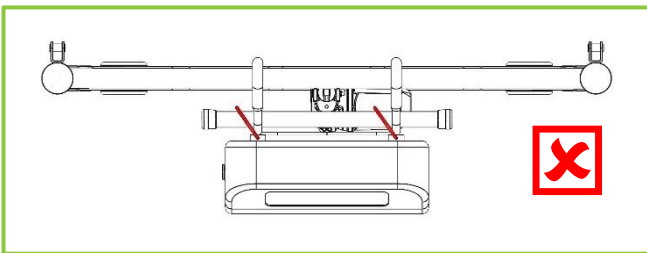
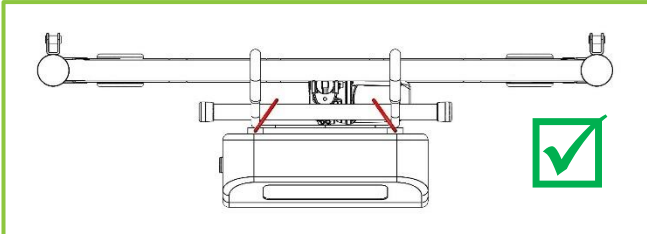
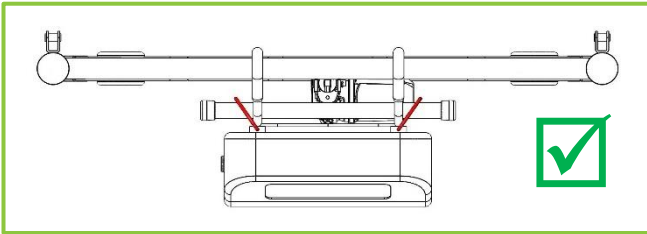
(For correct fitting on FloorBed 1 and FloorBed 1-Plus, see point 1, above.)

For correct fitting to FloorBed 2, see point 2, above.)



4. Use the pump hanging brackets to fit the pump:





## 6. Functionality check

### WARNING

Fitting **MUST** be carried out by a competent person.

All bed and mattress air pump functions **MUST** be tested and approved by a competent person after assembly.

Functionality check must not be carried out with the bed occupied.

When routing cables and pipes for an air mattress pump, ensure cables cannot be squeezed, crushed or damaged by any moving parts of the bed or by the FloorBed Mattress Pump Mount

1. Check the FloorBed Mattress Pump Mount is positioned correctly on the bed. See Section 4.
2. Check the FloorBed Mattress Pump Mount is fitted correctly to the bed. See Section 5.

3. Check the mattress air pump is fitted correctly to the FloorBed Mattress Pump Mount. See section 5.
4. Check that no cables or pipes are at risk of being squeezed, crushed or damaged by any moving parts of the bed or by the FloorBed Mattress Pump Mount.

## 7. Cleaning and Disinfection

### WARNING

Cleaning and disinfection **MUST** be carried out by a competent person.

All functions **MUST** be tested and approved by a competent person after cleaning or disinfection.

The FloorBed Mattress Pump Mount **MUST** be cleaned and disinfected before re-using the bed for a different patient.

To disinfect the FloorBed Mattress Pump Mount, only use detergents designed for use in healthcare. Do not use abrasives, scourers or other materials that could damage the coating. Do not use corrosives, caustics or strong acids.  
Do not use detergents that could alter the structure or behaviour of the plastics (petrol etc.).

## 8. Storage

For problem-free storage we recommend:

1. FloorBed Mattress Pump Mount should be stored in a temperature between -20°C to +50°C, -4°F to +122°F
2. FloorBed Mattress Pump Mount should be stored in a relative humidity (non-condensing) between 30% and 75%

## 9. Guarantee

The warranty period for the FloorBed Mattress Pump Mount is 2 years.

## 10. Disposal

In the event of the disposal of the FloorBed Mattress Pump Mount, end-of-life parts must be disposed of in accordance with current environmental regulations.

## 11. Contact details

	<b>UK and Rest of World</b>	<b>USA</b>
Address	Accora Ltd. Charter House Barrington Road Orwell Cambridge SG8 5QP UK	Accora Inc. 6720B Rockledge Drive Suite 750 Bethesda MD 20817 USA
Telephone	+44 (0)1223 206100	+1 301-560-2400
Email	info@accora.uk.com	information@accora.us.com
Website	www.floorbed.com	www.floorbed.com



Charter House  
Barrington Road  
Orwell  
Cambridge  
SG8 5QP

T: 01223 206100  
F: 01223 206120  
[info@accora.uk.com](mailto:info@accora.uk.com)  
[www.accora.uk.com](http://www.accora.uk.com)