

EMPRESA

FEATURING FLOORBED TECHNOLOGY

THE
EMINENCE
COLLECTION
by Accora



“Every design
begins with
an even
better story”

Lorinda Mamo, designer

Your story

At last, a bed which is a true all-rounder, combining your clinical, operational and design must-haves.

Your choice of nursing bed doesn't have to be a compromise. Even with the diverse demands of clinical care, staff and resident safety, robustness and stylish design – we've managed to bring these all together in our new **Empresa™** bed.

A bed for all.





Nursing beds transformed

First impressions count when it comes to attracting new residents. Looks play a huge part in making a home feel 'right' and just because specialist beds might be needed, it doesn't mean they can't be beautiful. With lots of options to choose from, our [Empresa](#) bed is a perfect partner for your design.

Working with our highly experienced team, we'll craft a centrepiece for you to be proud of – and help you create gorgeous spaces for people to live in.


[Be inspired.](#)

Exceptional safety

Accora has been helping make care safer since its inception. Our best-in-class FloorBed® technology brings proven effectiveness in bed falls and injury prevention¹, re-defining expectations of a floor-level bed.

With falls as the leading cause of death and serious injury in older people², FloorBed technology can play an important role in falls management in long-term care settings. And where residents need extra protection, the addition of a high safety mat can help reduce risk even further, by transforming a potential fall into a simple roll.

Falls from the bed were reduced by 77% and injurious bed falls were eliminated.¹



Lowers to 3.9"



High safety mat

FloorBed case study in a long-term care facility

77%

Reduction in
beds falls

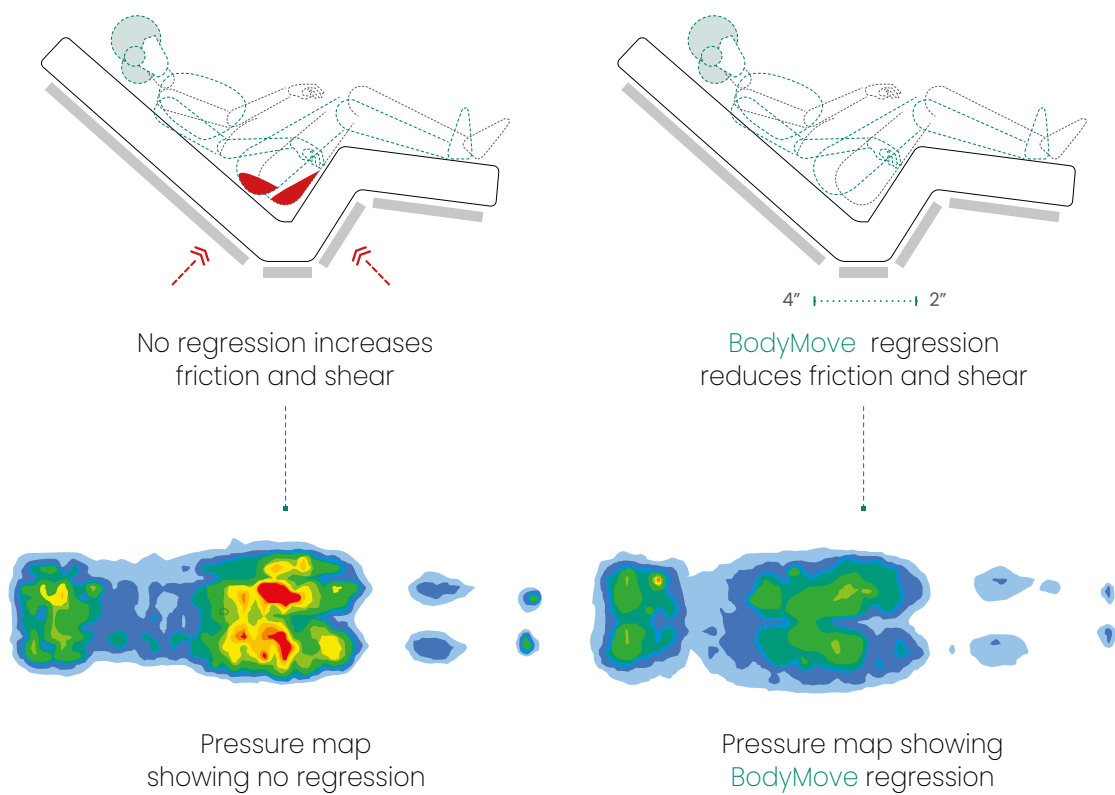
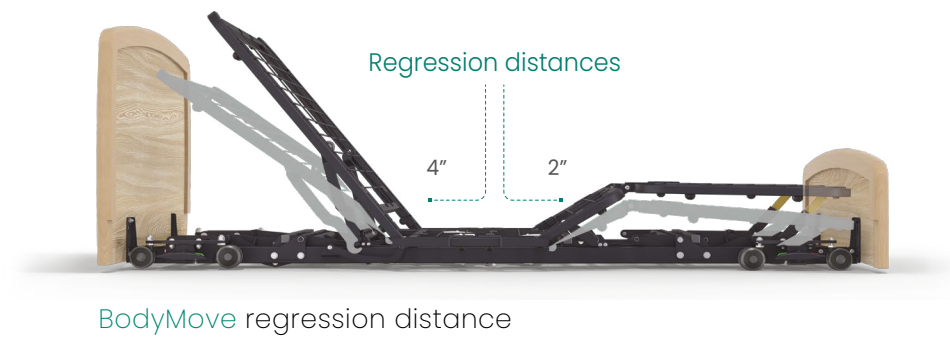
100%

Reduction in injurious
bed falls

55%

Reduction in
overall falls





Exceptional care

Caregiving is now complemented by the introduction of our dynamic **BodyMove™** system, helping form part of your first line of defense against tissue damage.

When moving from a supine to sitting position in bed, the body naturally lengthens. **Empresa's BodyMove** auto-regression feature accommodates this change, so not only does it help with pressure distribution, it helps improve comfort too. With all essential clinical features to aid safe nursing and residents' independence, the **Empresa** bed has people at the heart of its design.

Test results showed a 23% reduction in average pressure over the sacral area with the **Empresa BodyMove** technology, when compared to a standard nursing bed.³

“Good design can make the world of difference to how a resident, carer or relative will feel...”⁴

Jacqui Smith, interior designer



Ergonomic handling

A comfortable to hold handset with a simple one-touch operation, activates pre-programmed care and comfort positions, as well as other profiling options. And with safety top of mind too, there is a lockout function to prevent unauthorized and inadvertent use, and an auto safety stop, inhibiting the bed from being lowered to below 8". A double-button press is needed to lower the bed to the floor.

Helping ensure effortless maneuverability and even greater levels of safety, the **Empresa** bed also comes equipped with eight castors and our **UniSafe™** braking system. Moving the bed around the room couldn't be easier and it takes only a single press of a pedal to secure each set of brakes.

Putting you in control.



Care position



Comfort position



UniSafe™ braking system



Handset





Full nursing height 32"



42" width adjustment



Built-in length extension

Ultimate flexibility

Everything you need in just one bed. Built-in adjustability gives the option to vary dimensions and a wide range of universal accessories allows you to utilize your assets fully, even when the profile of your resident changes. Combined with less risk of downtime, streamlined procurement and reduced training needs, the [Empresa](#) bed deserves a closer look.

Clinical functionality supports nursing care when needed, with full height adjustment for caregiver safety – all packaged in a choice of eye-catching and customized designs to help showcase your care community.

Making life simpler.

“Details are
not details;
they make the
product”

Charles Eames, designer



Wood designs



Arc



Atelier



Bento



Chateau



Classic



Skandi



Vogue

Upholstered designs



Alexander



Alexander
with wood



Belgrave



Cleveland



Finsbury




Grosvenor


Wood finishes




Vicenza Oak H3157




Natural Lancaster Oak H3368




Tobacco Gladstone Oak H3325




Black-Brown Thermo Oak H1199



Grey-Beige Tossini Elm H1210




Brown Tossini Elm H1212




Natural Dijon Walnut H3734




Locarno Cherry H1636




Lincoln Walnut H1714




Polar Aland Pine H3433




Bavarian Beech H1511




Grey Sacramento Oak H1143



Brown Tonsberg Oak H309



Anthracite Finline Metallic H3190



Sand Orleans Oak H1377



Accessories



Trapeze self-assist pole



42" width extension



Assist bar - short



Assist bar - long



High safety mat

Technical specification

Overall dimensions (Arc headboard)	40 in width x 82.3 in length
Mattress size standard width Mattress size with width extension Mattress size with length extension	36 in width x 80 in length 42 in width x 80 in length 84 in length
Mattress platform height	3.9 in to 31.5 in
UniSafe braking system	2 sets of brakes, each secure 4 castors
8 castors	4 lockable castors; 4 castors to aid maneuverability
Castor diameter	2.5 in
Maximum trapeze load	165 lbs
Auto regression	BodyMove technology
Backrest max. angle	70 degrees
Legrest max. angle	36 degrees
Trendelenburg function	12 degrees
Liquid ingress protection	IPX6
Safe working load	600 lbs
Max. patient weight	525 lbs
Warranty	Frame: 12 years Electric/parts: 4 years

The Empresa bed is part of our
Eminence™ Collection.

THE
EMINENCE
— COLLECTION —

Tailored by you. Made to order by Accora.

1. Lutheran Home. FloorBed: resident falls analysis. Interim report. February 2019

2. McCarthy M. Falls are leading cause of injury deaths among older people, US study finds. BMJ. 2016; 354. <https://doi.org/10.1136/bmj.i5190>/accessed March 2021

3. Data on file. February 2021

4. Smith J. The role of interior design in the care environment. <https://www.homesmiths.co.uk/interior-design-in-the-care-environment/> accessed November 2020

Accora Inc.
9210 Corporate Blvd. Suite 120, Rockville, MD 20850

T: 301 560 2400

E: information@accora.care

W: accora.care

* and ™ are trademarks of Accora Limited. As our policy is one of continuous improvement, we reserve the right to modify designs without prior notice. Colors may vary. All information is correct at time of printing and is subject to change.

Accora

BRO-FB6-002US Rev04