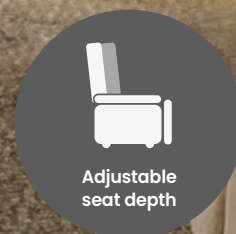




# Configura® Comfort

The Comfort is a dual motor tilt-in-space positioning chair designed to be compatible with a variety of transfer aids, making it a suitable choice for those who require additional assistance with sit-to-stand transfers.



**Accora**

# Key features



## Rise functions

Standard, medium and flat rise functions. The chair subframe allows access for standing aids.



## Tilt-in-space

26 degrees tilt-in-space with leg rest elevation.



## Backrest recline

Independent backrest recline.



## Depth adjustable backrest

Adjust seat depth to 18 or 20 inches.




## Waterfall backrest

The padding and position of the cushions can be adjusted to meet individual postural needs.




## Adjustable armrests

Easily adjust armrests to achieve a smaller width.



## Visco foam pressure-cushion

Medium to high-risk visco foam pressure cushion as standard.



## Fit your own cushion

A removable core allows for alternative pressure cushions to be fitted as needed.

## Accessories



## 50 mm height adjustment kit



## Cocoon backrest



## Lateral support wedges

## Technical specification

Chair size	Seat depth	Seat height	Seat width	Weight capacity
Small	450 mm (18")	400 mm (16")	450 mm (18")	160 kg (350 lbs)
Medium	500 mm (20")	450 mm (18")	500 mm (20")	160 kg (350 lbs)
Large	500 mm (20")	450 mm (18")	550 mm (22")	160 kg (350 lbs)